


# Profile 45-16

Ref. A08504

Ref. arch B8504



- Installation in corners
- Lighting angle: 45 Degrees
- Small width and height
- Wide range of accessories

## APPLICATION

- furniture, under-cabinet and decorative lighting

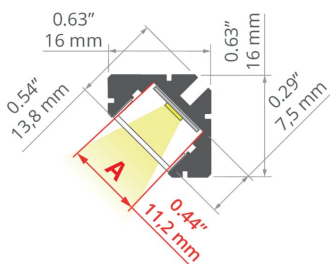
## MOUNTING

- to the surface, using dedicated accessories or mounting adhesive  
 - easy assembly and disassembly by snapping in and out

## ADDITIONAL INFORMATION

- standard lengths of KLUŚ profiles and covers: 1000 mm (tolerance ± 1.5 mm) and 2005 mm / 3010 mm (tolerance + 5 mm); for selected covers: 6050 mm, 10050 mm (tolerance + 5 mm)  
 - when choosing a different length of profiles / covers than available in the standard, you should additionally choose the cutting service at KLUŚ

## TECHNICAL DRAWING



## TECHNICAL SPECIFICATIONS

Material	aluminum
Color	■ silver anodized
Possible fixture IP	20, 67
Possible fixture shapes	linear
Profile cross-section	angled
Width	16 mm
Height	16 mm
LED gluing width A	11.2 mm
Number of LED strips A (8 mm wide)	1
Lighting at an angle	45
Building type	Residential, Retail, HoReCa object, Entertainment/ Arts, Other
Facility zone	office, kitchen, bathroom, furniture, niche/cove, advertising / POS, shop windows and exhibition
The cover is cut to the length of the profile	yes
Wire out back of extrusion	yes

Length	Ref
1000 mm	A08504A_1 B8504ANODA_1
2005 mm	A08504A_2 B8504ANODA_2
3010 mm	A08504A_3 B8504ANODA_3

# Profile 45-16

Ref. A08504

Ref. arch B8504

## SAMPLE PROJECTS



## RELATED ACCESSORIES > RELATED COVERS

NAME		MATERIAL	MATERIAL TRANSMITTANCE	COLOR	REF.
LENSO	<b>NEW</b>	PC	46.6 %	clear	B17112T 17112
HS		PC	73 %	frosted	B17208M 1369
			94 %	clear	B17208T 1370
KA		PC	63 %	frosted	B17035M 17035
			91 %	clear	B17035T 17036
KA-COM		PVC	70 %	frosted	B17179M 17179
			93 %	clear	B17179T 17180
KA-PRO		PC	67 %	frosted	B17064M 17064
			94 %	clear	B17064T 17065
LIGER		PC	70 %	frosted	B17037M 17037
			32 %	black	B17037C 17040

## RELATED ACCESSORIES > RELATED END CAPS


NAME		MATERIAL	COLOR	REF.
45-16		PP	gray	C24206C02 24206

# Profile 45-16

Ref. A08504

Ref. arch B8504

## RELATED ACCESSORIES > RELATED LED




**K-1210-12V**  
K-1210-12  
Ref. arch K-1210-12V



**K-1275-12V**  
K-1275-12  
Ref. arch K-1275-12V



**WP-K-1220-12V**  
KWP-1220-12  
Ref. arch WP-K-1220-12V



**WP-K-1275-12V**  
KWP-1275-12  
Ref. arch WP-K-1275-12V



**WP-K-1220-IP65-12V**  
\_błąd  
Ref. arch WP-K-1220-IP65-12V



**K-1275-RGB-12V**  
K-RGB-1275-12  
Ref. arch K-1275-RGB-12V

## RELATED ACCESSORIES > RELATED LED > CRI 95+




**WP-K-CR-1210-24V**  
KWP-CR-1210-24  
Ref. arch WP-K-CR-1210-24V



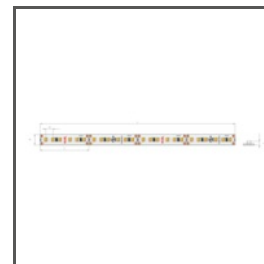
**WP-K-CR-1220-24V**  
KWP-CR-1220-24  
Ref. arch WP-K-CR-1220-24V



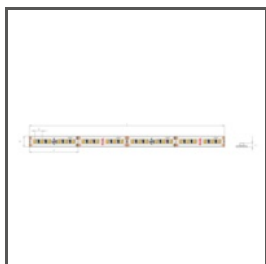
**WP-K-CR-1275-24V**  
KWP-CR-1275-24  
Ref. arch WP-K-CR-1275-24V




**K-CR-1210-24V**  
K-CR-1210-24  
Ref. arch K-CR-1210-24V




**K-CR-1220-24V**  
K-CR-1220-24  
Ref. arch K-CR-1220-24V



**K-CR-1275-24V**  
K-CR-1275-24  
Ref. arch K-CR-1275-24V



**K-CR-1820-HD-24V**  
K-CRHD-1820-24  
Ref. arch K-CR-1820-HD-24V



**K-CR-1910-HD-24V**  
K-CRHD-1910-24  
Ref. arch K-CR-1910-HD-24V

# Profile 45-16

Ref. A08504

Ref. arch B8504


## RELATED ACCESSORIES > RELATED LED > RGB / RGB-W / RGB-CTT



**K-1530-RGB+W-24V**  
K-RGBW-1530-24  
Ref. arch K-1530-RGB+W-24V



**K-1920-120-RGB-24V**  
K-RGB-1920-120-24  
Ref. arch K-1920-120-RGB-24V



**WP-K-1920-120-RGB-24V**  
KWP-1920-120-RGB-24  
Ref. arch WP-K-1920-120-RGB-24V

## RELATED ACCESSORIES > RELATED LED > WHITE MONO



**WP-K-1640-HD-IP65-24V**  
KWP-GHD-1640-24  
Ref. arch WP-K-1640-HD-IP65-24V



**WP-K-1910-HD-IP65-24V**  
KWP-GHD-1910-24  
Ref. arch WP-K-1910HDIP6524V



**WP-K-1220-IP65-24V**  
KWP-1220-IP65-24  
Ref. arch WP-K-1220-IP65-24V

## RELATED ACCESSORIES > OTHER RELATED ACCESSORIES > CONDUCTIVE FASTENERS AND HEADS FOR PROFILES



HEAD  
**ZO**  
C28115N00  
Ref. arch 42217



FASTENER  
**FI-8-LIN-MR**  
C28172N00, C28172L10,  
C28172L07  
Ref. arch 42287, 42287L9010,  
42287L9005

## RELATED ACCESSORIES > OTHER RELATED ACCESSORIES > FASTENERS AND HEADS FOR PROFILES



HEAD  
**ST**  
C28114N00  
Ref. arch 42216

# Profile 45-16

Ref. A08504

Ref. arch B8504

## RELATED ACCESSORIES > OTHER RELATED ACCESSORIES > MOUNTING BRACKETS



MOUNTING BRACKET

**PL-PDM**  
C24041C02  
Ref. arch 24041



MOUNTING BRACKET

**PDS-STN**  
C24190N00  
Ref. arch 24190



MOUNTING BRACKET

**REG-PD-UV**  
C28055C02  
Ref. arch 24270



MOUNTING BRACKET

**PDS**  
C24189C02, C24223C10  
Ref. arch 24189, 24223



MOUNTING BRACKET

**PDS-STN-90G**  
C24370N00, C24370L07,  
C24370L10  
Ref. arch 24370, 24370RAL9005,  
24370RAL9010



MOUNTING BRACKET

**PDS-STN-90D**  
C24367N00, C24367L07,  
C24367L10  
Ref. arch 24367, 24367RAL9005,  
24367RAL9010



MOUNTING BRACKET

**PDS-STN-ALFA**  
C28060N00  
Ref. arch 24426



NEW

MOUNTING BRACKET

**PDS-STN-45D**  
C24456N00  
Ref. arch 24456



NEW

MOUNTING BRACKET

**PDS-STN-60D**  
C24457N00  
Ref. arch 24457

## RELATED ACCESSORIES > OTHER RELATED ACCESSORIES > OTHER



GLAND

**6x1,2**  
C24517C07  
Ref. arch 00802

## RELATED ACCESSORIES > OTHER RELATED ACCESSORIES > SUSPENSION AND MOUNTING SETS



FASTENER SET

**M3**  
C28182N00  
Ref. arch 42303




FASTENER SET

**M4**  
C28180N00  
Ref. arch 42301



FASTENER SET

**M5**  
C28181N00  
Ref. arch 42302



FASTENER SET

**W9**  
C28207N00  
Ref. arch 42607



FASTENER SET

**W10**  
C28208N00  
Ref. arch 42608

# Profile 45-16

Ref. A08504

Ref. arch B8504



FASTENER SET

**RG-1**

C28230P00, C28230P01,  
C28230L10, C28230L07

Ref. arch 42647NI, 42647GSS,  
42647L9010, 42647L9005